



Client Portal Overview

cricket



Getting Started.

Welcome to the Cricket Portal Getting Started Guide. This document was created to provide guidance for account setup and usage.

Prefer a video tutorial? Click on the video below or scan the QR code to watch.



STEP 1

Account Setup

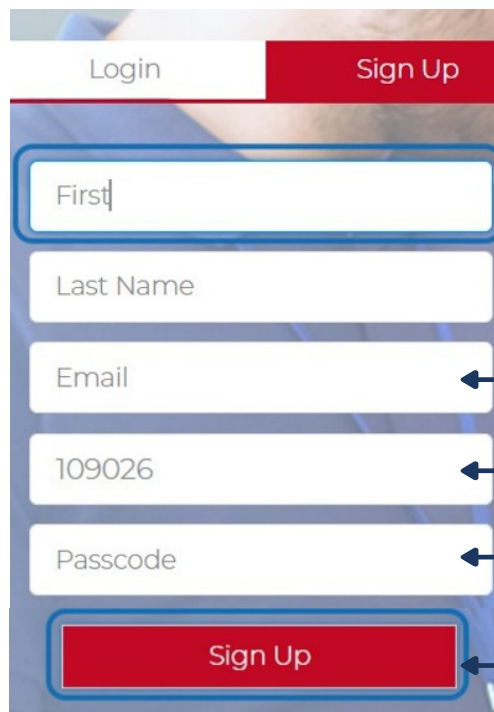
Visit <https://store.mtigs.com/s/login/>

STEP 2

Complete the fields



Note: A new account is required (even if you've previously registered)



Enter your first and last name

Enter your email address

Enter **109026** for the account #

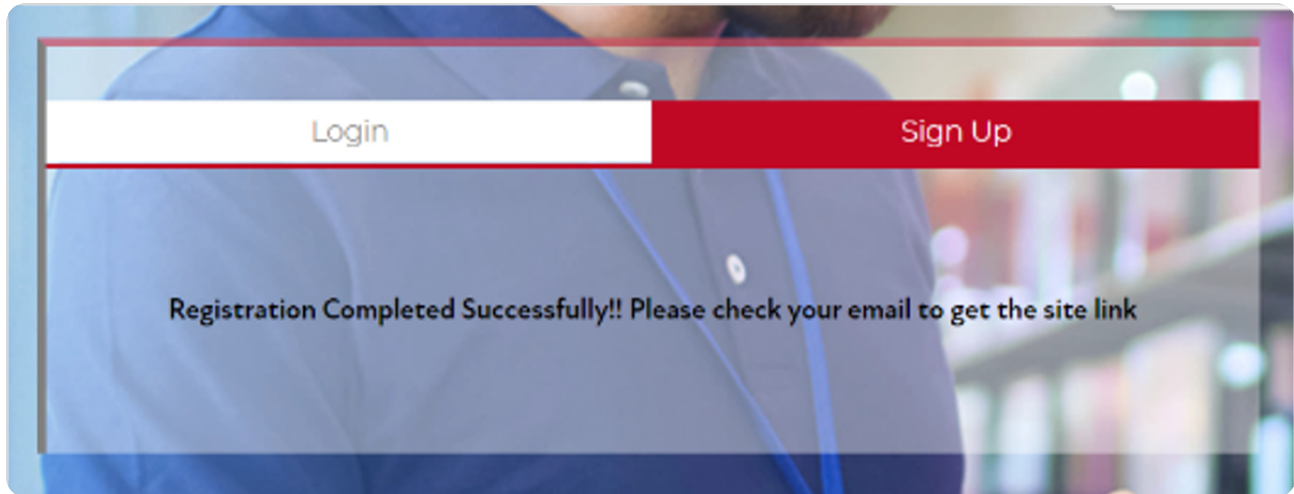
Use **Cricket** for the passcode

Click Sign Up after the fields are completed.

STEP 3

Successful Registration

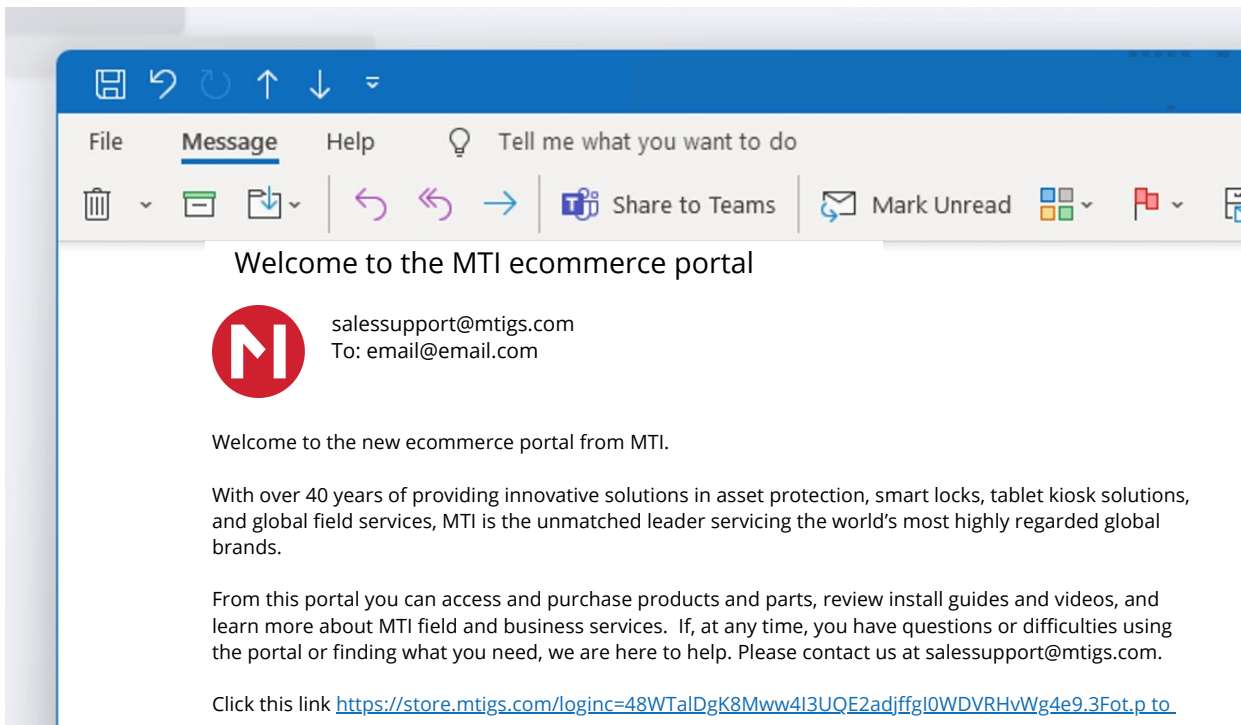
After registration, you will receive a prompt to check your email



STEP 4

Open Email

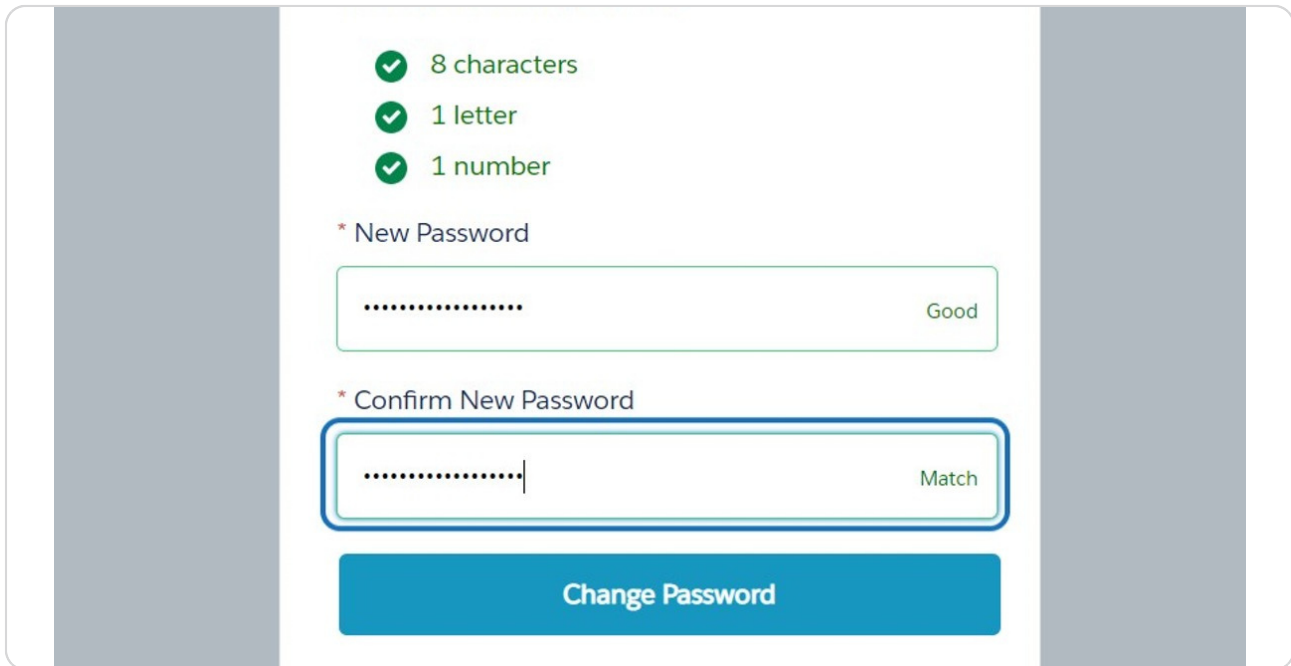
Open the Welcome email and click on the provided link



STEP 5

Create a new, secure password

Select a password using the provided parameters and enter into the required fields. Once complete, click change password to continue.



The password creation form includes three green checkmark indicators for requirements: 8 characters, 1 letter, and 1 number. It features two input fields: 'New Password' and 'Confirm New Password'. The 'New Password' field is marked 'Good' and the 'Confirm New Password' field is marked 'Match'. A blue 'Change Password' button is at the bottom.

✓ 8 characters
✓ 1 letter
✓ 1 number

* New Password

..... Good

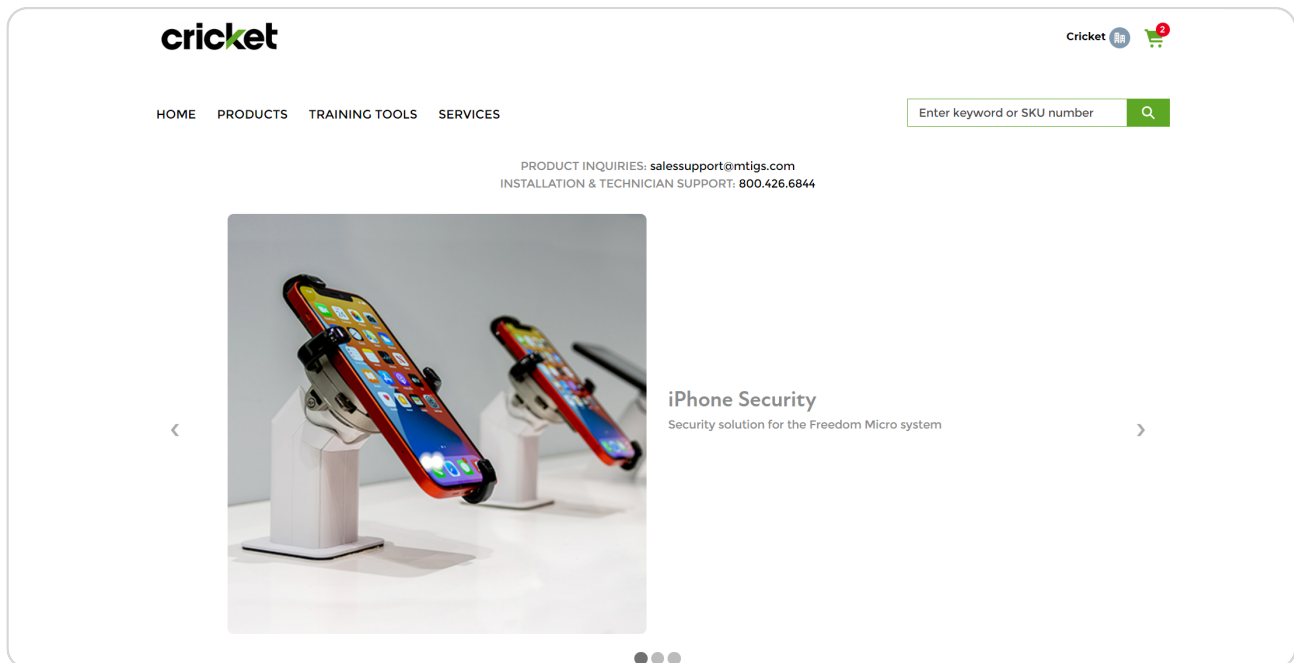
* Confirm New Password

..... Match

Change Password

STEP 6

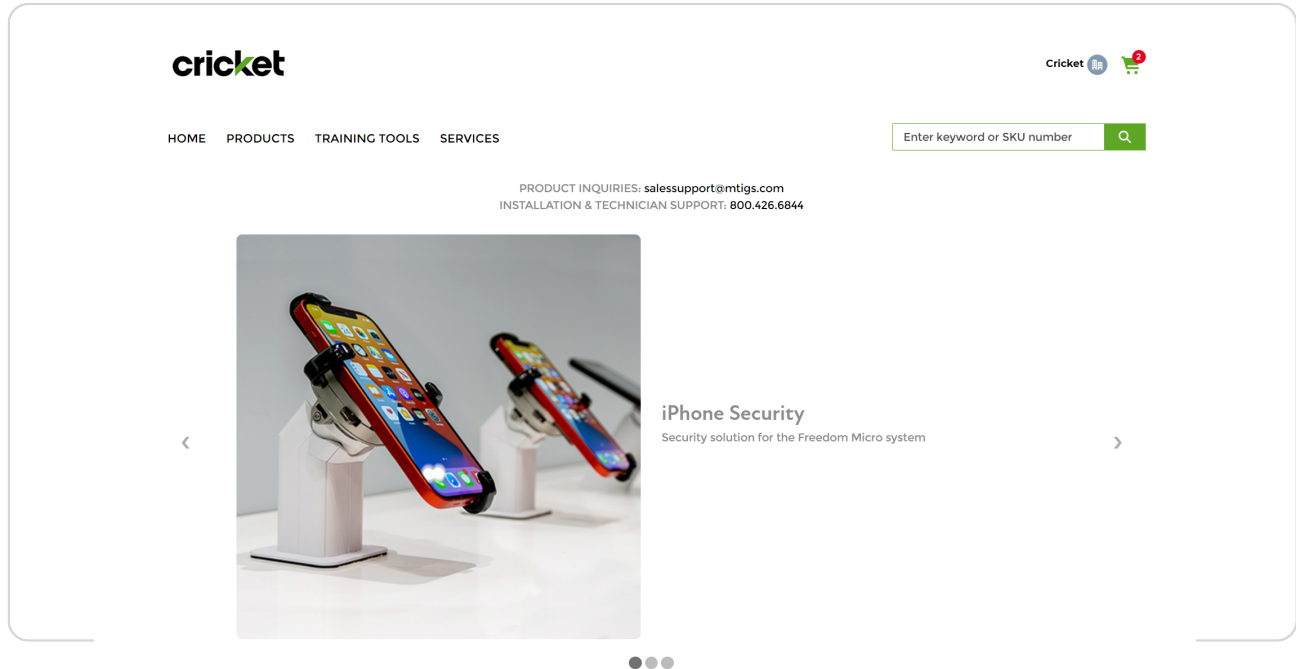
Success! Welcome to the Cricket Portal.



Site Navigation & Support.

STEP 1

Visit <https://store.mtigs.com/login/>




STEP 2

Products

Click on the products button to browse MTI products

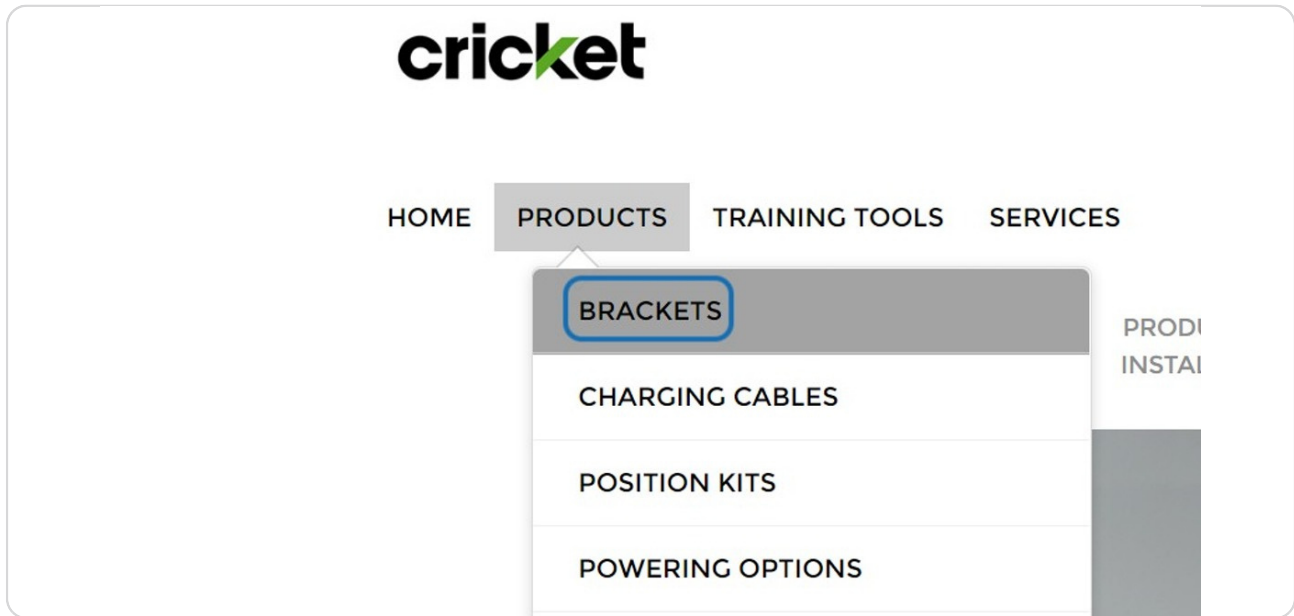
Products



STEP 3

Products

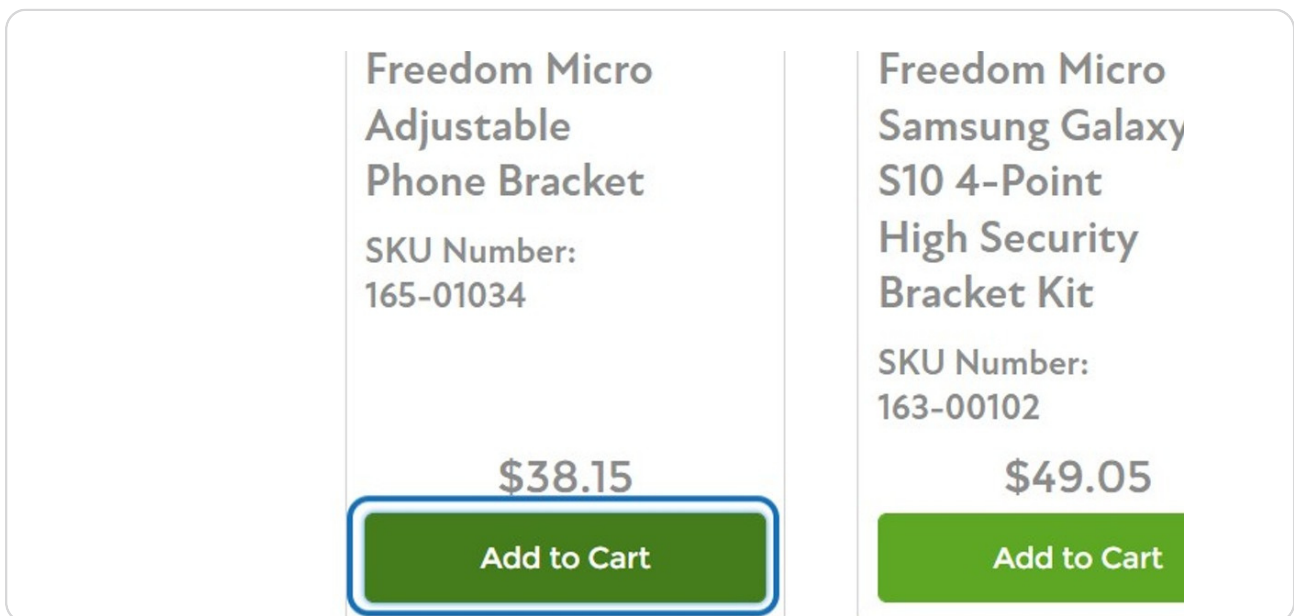
Select the product type from the menu



STEP 4

Products

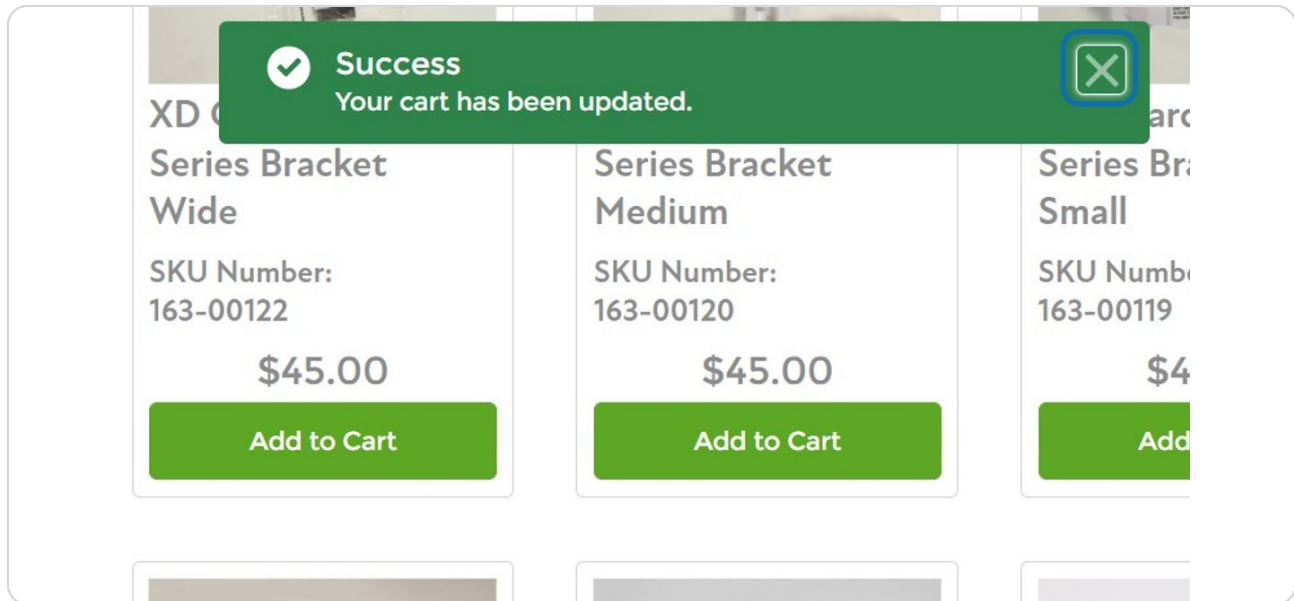
If you'd like to purchase a product, simply click add to cart.



STEP 5

Products

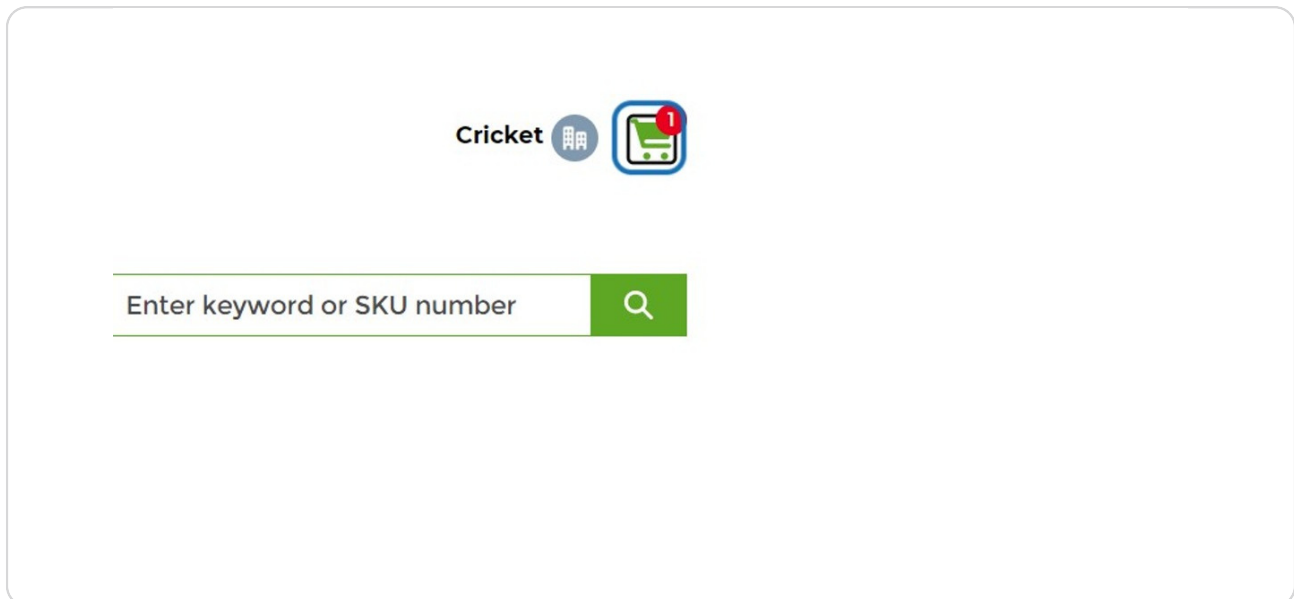
Once added, you will see a success popup alerting you that your cart has been updated. Click the "X" to close.



STEP 6

Products

When you're ready to checkout, click on the shopping cart to proceed.



STEP 7

Products

Complete your purchase by clicking "Proceed to Checkout"

ES

Enter keyword or SKU number

Phone Bracket

QTY

1

\$38.15

×

Cart Total

Total

\$38.15

PROCEED TO CHECKOUT

CONTINUE SHOPPING

MTI World Headquarters

MTI Global Services

MTI Hong Kong Office

Customer Portal

BEL

CRK

STEP 8

Products

Follow the shipping and payment prompts to complete your purchase.

Delivery

Shipping Address

*SHIP TO

Select an Option

DELIVERY INSTRUCTIONS

Cross street,security code,etc...

Delivery Services

▼ Select One

Types

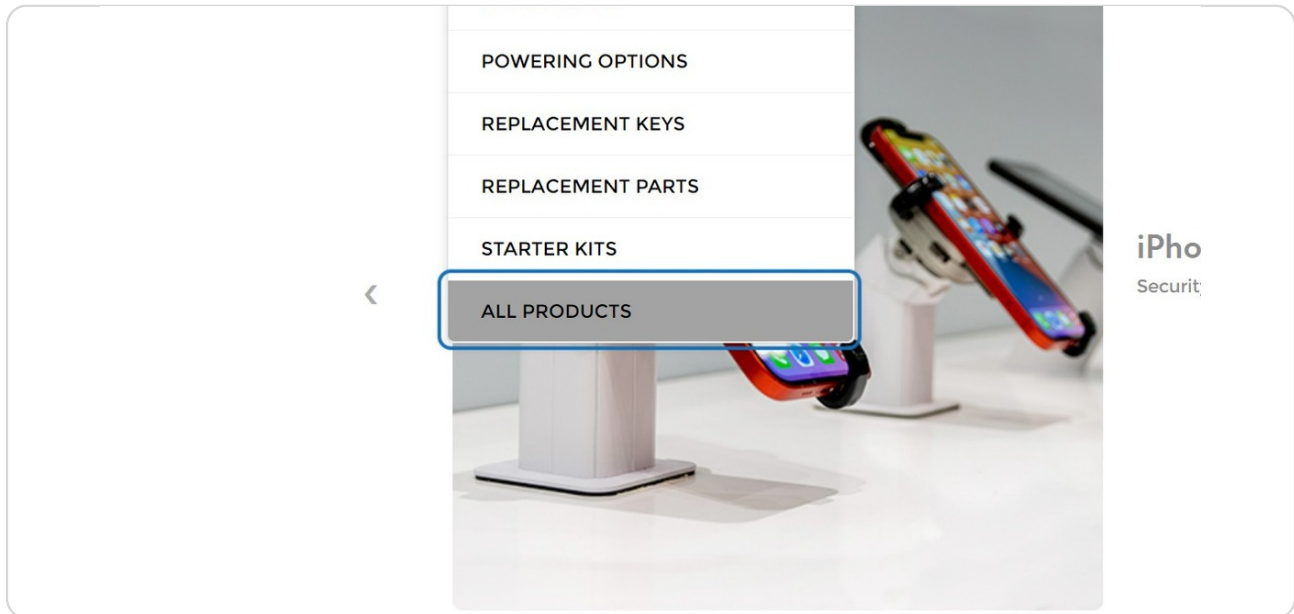


Note: The address MUST match the USPS records for it to be recognized in the system. Double check for accuracy!

STEP 9

Products

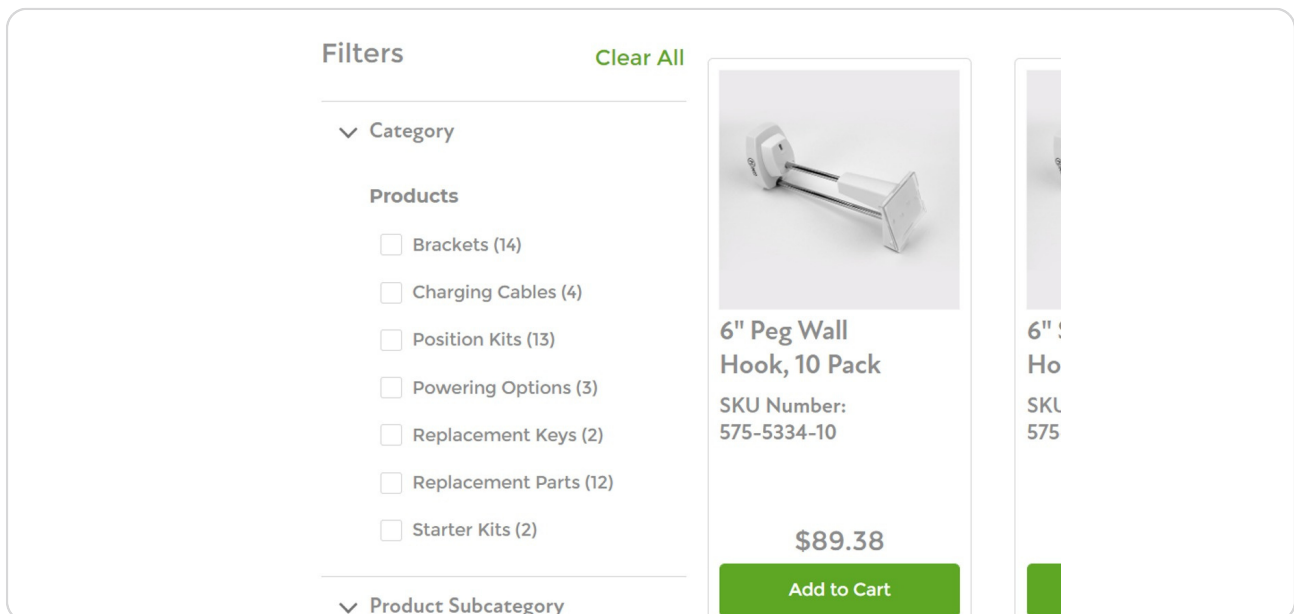
To view all product options, click "All products" in the dropdown menu.



STEP 10

Products

Use the left hand column to filter your product search by category and subcategory.



STEP 11

Products

To clear the filter, click "Clear All"

Filters

Clear All

Category

Products


☐ Brackets (14)

☐ Charging Cables (4)

☐ Position Kits (13)

☐ Powering Options (3)

☐ Replacement Keys (2)



6" Peg Wall Hook, 10 Pack
SKU Number: 575-5334-10

STEP 12

Products

Click on the product name to view the product.

Category

Replacement Parts

Product Subcategory

☐ Adhesives (2)

☐ Cables, Adaptors (1)

☐ Fact Tags (1)

☐ Programmers (1)

☐ Pucks (1)

☐ Tethers (2)

☐ Tools (4)




Freedom Micro Mechanical Puck
SKU Number: 153-0750-0011
\$16.95
[Add to Cart](#)

STEP 13

Training Tools

Click training tools


Training Tools



STEP 14

Training Tools


Install Guides and Videos have been loaded under training tools. Click on install guides to view the available documents.



STEP 15

Training Tools

Select the item you'd like to view.



HOMEPRODUCTSTRAINING TOOLS SERVICES

Document Type

☐ Install Guide (15)

Product Family

☐ Peg Hooks (4)
☐ RapidDoc (1)
☐ XD Guardian (2)
☐ Retail Solutions General (1)
☐ Freedom Micro (3)

Name

063 1744 00 Peg Hook Peg Wall rev A Install Guide

063 1743 00 Peg Hook Locking Slat rev A Install Guide

063 00216 RapidDoc Lite rev C Install Guide

063 00292 XD Guardian D Series rev C Install Guide

063 1738 00 Peg Hook 4 inch Slat rev A Install Guide

063 1742 00 Peg hook Slat Wall rev A Install Guide

063 00047 install guide

STEP 16

Training Tools


Click on the arrow to download the item.

Enter keyword or SKU number

Download


Download as PDF

RAPIDDOC™ LITE KIOSK INSTALLATION GUIDE




Materials in Box

Alcohol Wipes (10)



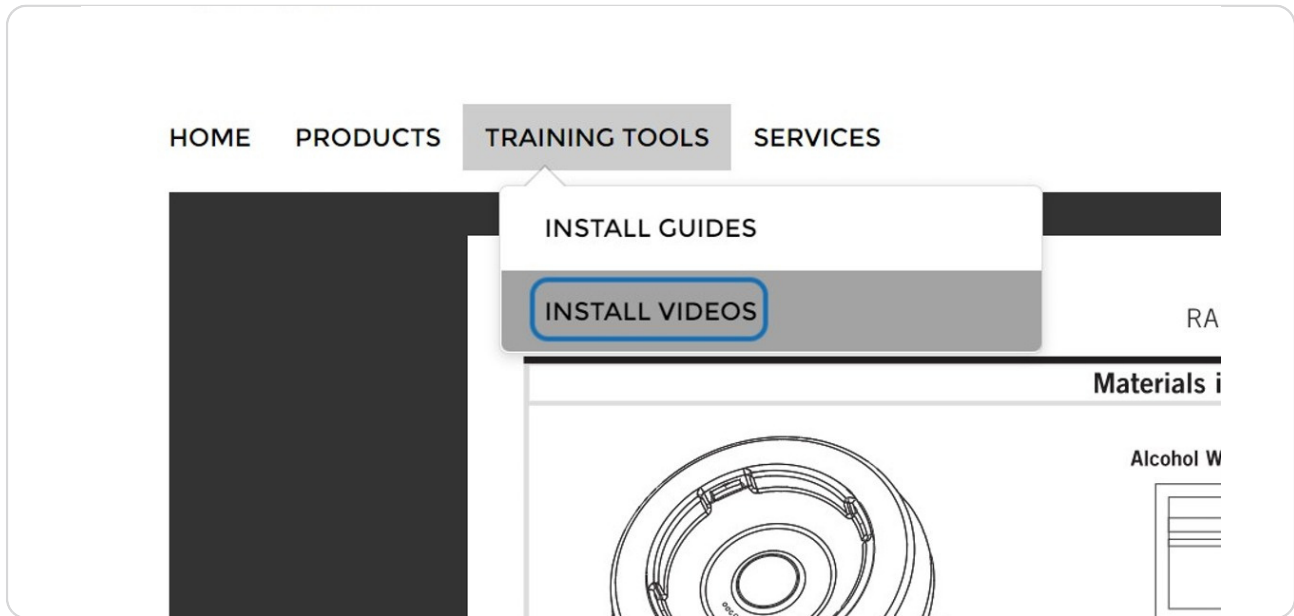
Red Handle Tool



STEP 17

Training Tools

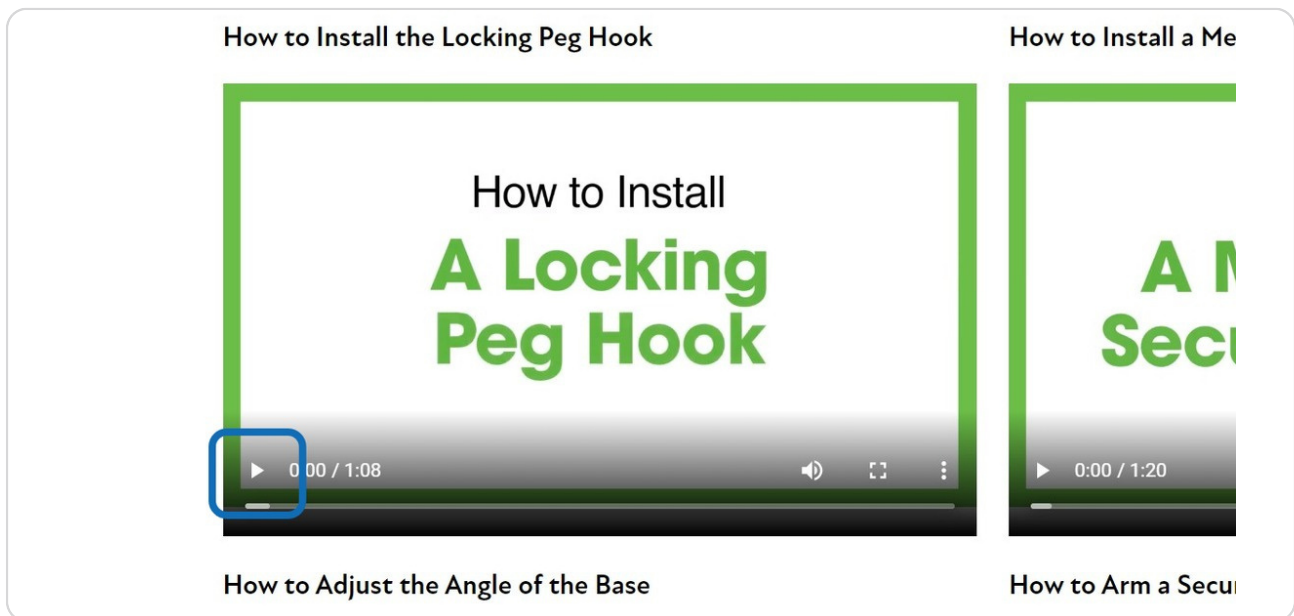
Access install videos by selecting "Install Videos" from the menu.



STEP 18

Training Tools


Click the play button to watch the video



STEP 19

Training Tools

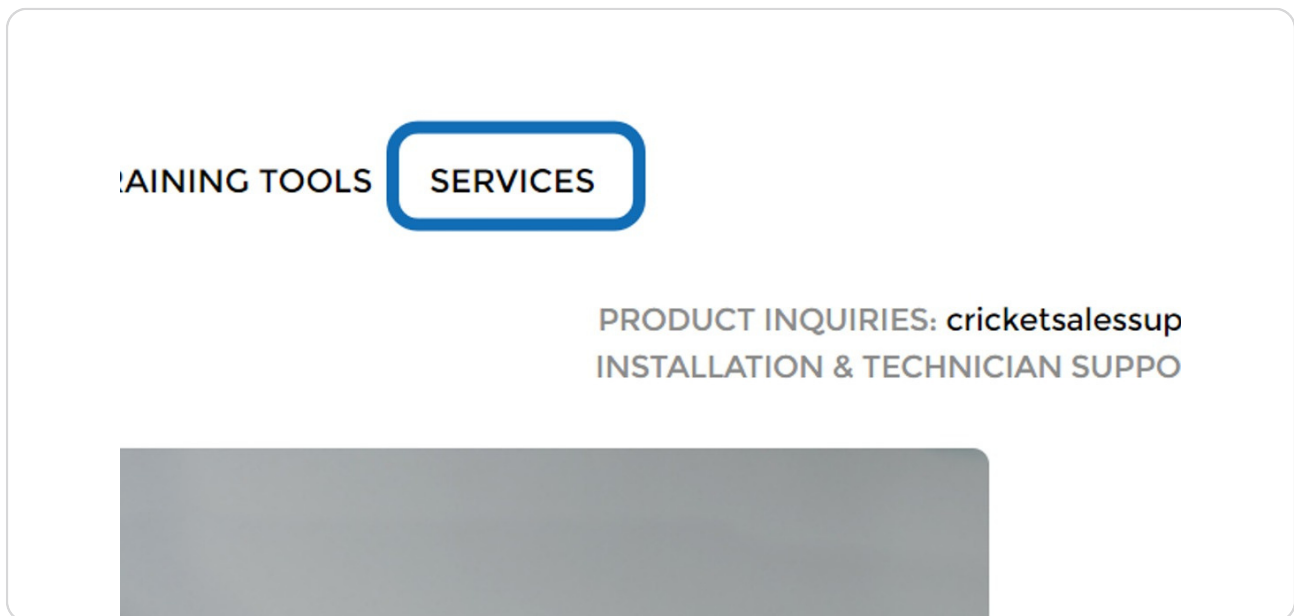
For a full screen view, click on the icon below.



STEP 20

Services


Click "Services"



STEP 21

Services

Click the green button to learn more about the services we offer.




Project Management & Installation Serv

One Source for Full Execution
MTI Global Services offers everything your business n
succeed:

- Logistics Consulting
- Project Management
- Parts Management
- Installation Services
- Technical Support Center

[Learn More](#)





Preventive Maintenance Services:


Assurance & Visibility

STEP 22

Settings

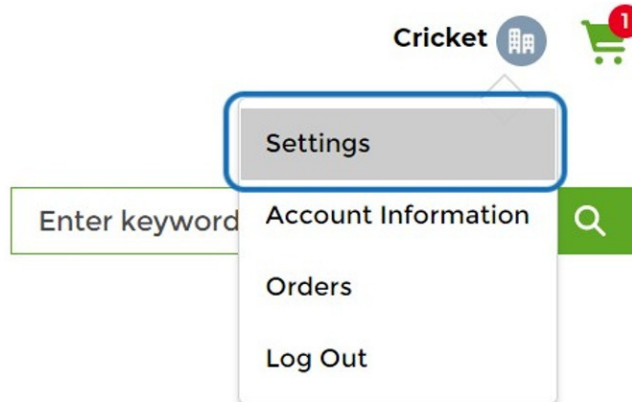
Click "Cricket" in the top right corner to access your settings at any time.





Settings

Select an item from the menu to update and view account information, check on current and past orders, or logout.



Click Account information to view and edit your information

ACCOUNT DETAILS	
Name Marketing MTI	Phone
Email marketing@mtigs.com	Company Name Cricket
Billing Address , US	Shipping Address , US

Click Orders to review current/past orders

My Orders				
Filter by date:	Start Date 5/5/2021	End Date 5/5/2022	Apply Reset	Sort items by most recent order ▼
11 items				
Order Summary Nu... : 00000140	Ordered Date: 3/15/2022, 11:24 AM	Status: Created	Total: \$66.93	START REORDER View Details
Order Summary Nu... : 00000139	Ordered Date: 3/15/2022, 10:36 AM	Status: Created	Total: \$56.03	START REORDER View Details

Order again

Check status
and tracking

STEP 24

Support

Support

The search feature can expedite your search. Type in a keyword or SKU to start your search.



STEP 25

Support

Need assistance? Visit the home screen to access MTI's contact information.

